



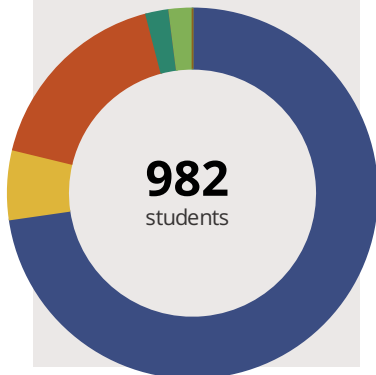
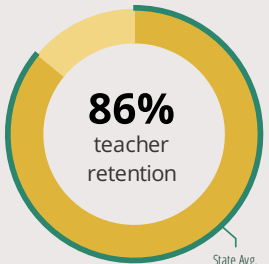
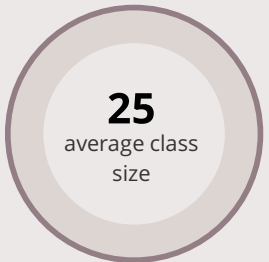
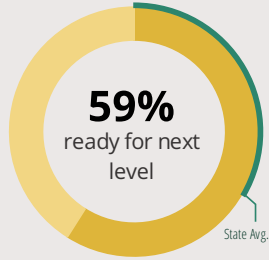
# H H CONRADY JR HIGH SCHOOL

7950 W 97TH ST HICKORY HILLS, IL 60457 2327 (708) 233-4500

Grades: 6-8  
District: NORTH PALOS SD 117

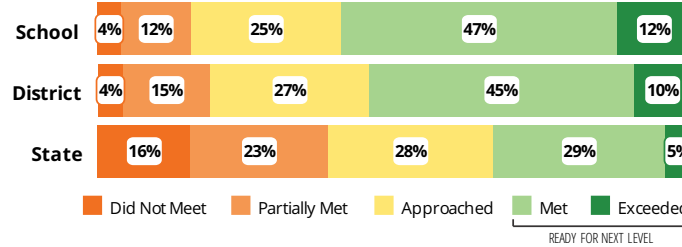
Principal: Mr. Andy Anderson  
Superintendent: Dr. Jeannie Stachowiak

## FAST FACTS



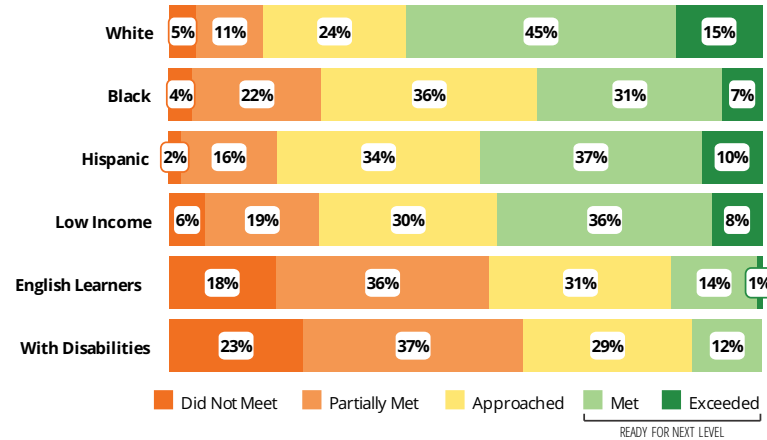
## Academic Success

All Illinois students in grades 3-8 take the PARCC assessment each year. High school students take the PARCC in specific Math or English Language Arts (ELA) courses.



## Success by Student Group

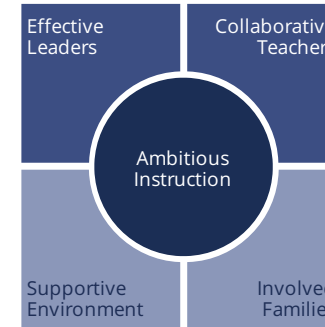
This display shows PARCC performance levels for each student group. No data is shown for groups with fewer than 10 students.



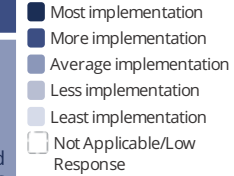
## Student Characteristics

White	72%	Low Income	51%
Black	6%	English Learners	8%
Hispanic	17%	With Disabilities	10%
Asian	2%	Homeless	1%
American Indian	0%		
Two or More Races	2%		
Pacific Islander	0%		

## School Environment



The **5Essentials Survey** allows students in grades 6-12 and all teachers to share their perspectives on essential conditions for learning. The anonymous survey consists of 5 components.



Response Rates	
Students	95%
Teachers	95%

- More Effective Leaders**  
Do principals and teachers implement a shared vision for success?
- More Collaborative Teachers**  
Do teachers collaborate to promote professional growth?
- Most Ambitious Instruction**  
Are the classes challenging and engaging?
- Average Supportive Environment**  
Is the school safe, demanding, and supportive?
- Average Involved Families**  
Does the entire staff build strong external relationships?

## Student Attendance and Mobility

### Attendance Rate

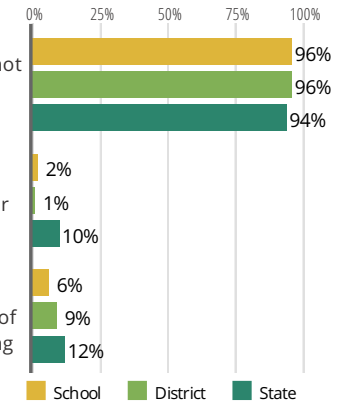
Rate at which students are present at school, not including excused or unexcused absences

### Chronic Truancy Rate

Percentage of students who have been absent without valid reasons for 5% or more of regular school days

### Student Mobility

Percentage of students who transfer in or out of the school during the school year, not including graduates





# H H CONRADY JR HIGH SCHOOL

## School Highlights

### Academic Courses

8th Grade Algebra, Art History, Band, Bilingual Programs/Courses, Bilingual Support, Career Academies, Ceramics, Gifted and Talented Programs, Guitar, Mathematics 1, Music Theory, Painting, Spanish I, Summer School, Supplemental Educational Services (SES) Tutoring, Title 1 Programs

### Physical Education, Health and Wellness

Health Education Courses, Intramural Sports, Movement to Music, Team Building, Weight Lifting/Toning

### Other Programs and Activities

Adventure Club, Art Club, Art Club, Art Club, Career Education Events, Choir, Dance, Debate Team, Declamation, Drama, Drama/Theatre, Family Nights, First Responder Meetings/Partnership, International Club, Jazz Band, Math Club, Math Competition, MERIT Club, National Honor Society, Newspaper, Newspaper, Parent Associations, Poetry Workshops, Science Competition, Spirit Club, Student Council, Student Council/Government, Technology Club, Yearbook, Yearbook Club

### School Awards

Conrady Academic Athlete of the Year, Conrady Academic Student of the Year, Honor Roll Award, Math Competition Awards, Math Growth Goal Award, Most Improved, Perfect Attendance Awards, Principal's Breakfast Award, Reading Growth Goal Award

### Career Development Courses and Programs

Annual Career Fair, Career Cruising Curriculum

### Athletics

Boy's Basketball, Boy's Cross Country, Boy's Soccer, Boy's Track & Field, Boy's Volleyball, Girl's Basketball, Girl's Competitive Dance, Girl's Cross Country, Girl's Soccer, Girl's Softball, Girl's Track & Field, Girl's Volleyball, Intramural Sports

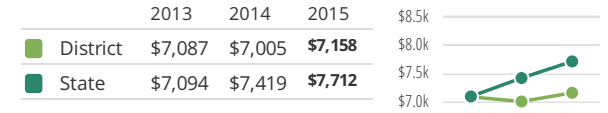
### School Personnel Resources

Bilingual Education Teacher, Department Chair, English as a Second Language Teacher, Librarian/Media Specialist, Paraprofessional, Reading Specialist, School Nurse, School Psychologist, School Social Worker, Special Education Teacher, Speech Language Pathologist-non teaching, Student Dean, Technology Specialist

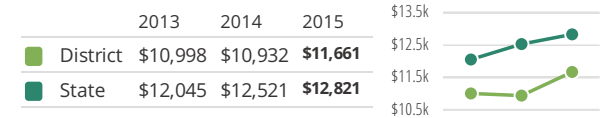
### Facilities

## District Finance

**Instructional Spending per Pupil** includes only the activities directly dealing with the teaching of students or the interaction between teachers and students.



**Operational Spending per Pupil** includes all costs for overall operations in this school's district, including Instructional Spending, but excluding summer school, adult education, capital expenditures, and long-term debt payments.



## Educator Measures

This school has had **1 principal(s)** over the past 6 years. In the last three years, an average of **86% of teachers** return to this school each year.

## FOR MORE INFORMATION

Visit [IllinoisReportCard.com](http://IllinoisReportCard.com) to see additional details about each item of information for this school. There you will find charts spanning multiple years, detailed explanations, resources, more of the school's programs and activities, and powerful tools that let you dig deeper into data.

Most of this data has been collected by ISBE from school districts through data systems. Some information, such as the School Highlights, is entered directly by principals and can be updated throughout the year.