



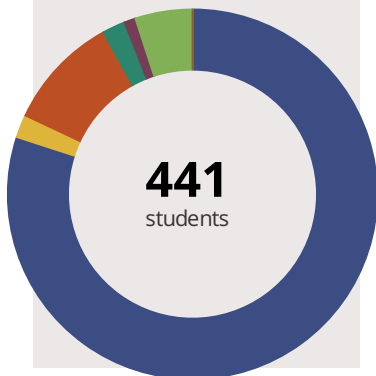
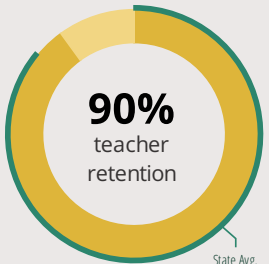
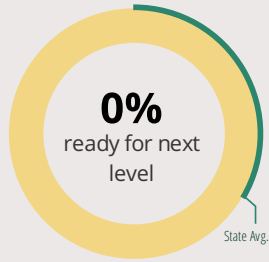
DORN PRIMARY CENTER

7840 W 92ND ST HICKORY HILLS, IL 60457 2012 (708) 233-5600

Grades: P-1
District: NORTH PALOS SD 117

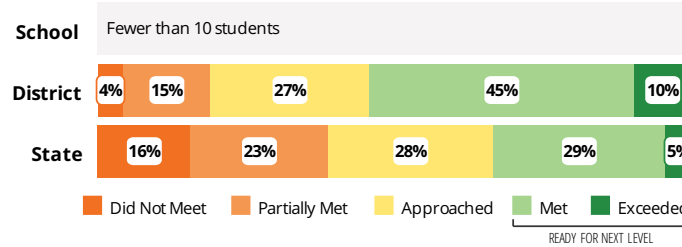
Principal: Dr.Eileen Mccaffrey
Superintendent: Dr.Jeannie Stachowiak

FAST FACTS



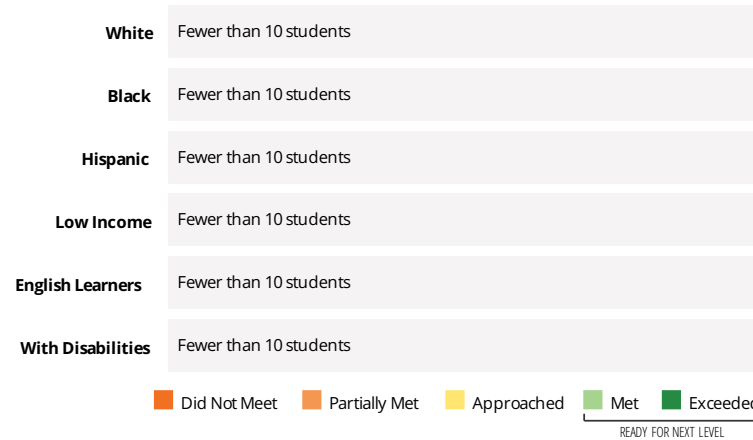
Academic Success

All Illinois students in grades 3-8 take the PARCC assessment each year. High school students take the PARCC in specific Math or English Language Arts (ELA) courses.



Success by Student Group

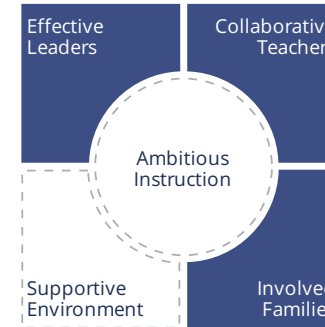
This display shows PARCC performance levels for each student group. No data is shown for groups with fewer than 10 students.



Student Characteristics

White	80%	Low Income	54%
Black	2%	English Learners	68%
Hispanic	10%	With Disabilities	12%
Asian	2%	Homeless	0%
American Indian	1%		
Two or More Races	5%		
Pacific Islander	0%		

School Environment



The **5Essentials Survey** allows students in grades 6-12 and all teachers to share their perspectives on essential conditions for learning. The anonymous survey consists of 5 components.

- Most implementation
- More implementation
- Average implementation
- Less implementation
- Least implementation
- Not Applicable/Low Response

Response Rates

Students	-
Teachers	83%

More Effective Leaders

Do principals and teachers implement a shared vision for success?

More Collaborative Teachers

Do teachers collaborate to promote professional growth?

Ambitious Instruction

Are the classes challenging and engaging?

Supportive Environment

Is the school safe, demanding, and supportive?

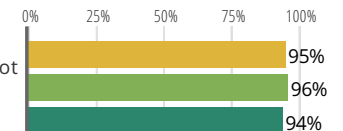
More Involved Families

Does the entire staff build strong external relationships?

Student Attendance and Mobility


Attendance Rate

Rate at which students are present at school, not including excused or unexcused absences



Chronic Truancy Rate

Percentage of students who have been absent without valid reasons for 5% or more of regular school days



Student Mobility

Percentage of students who transfer in or out of the school during the school year, not including graduates





DORN PRIMARY CENTER

School Highlights

Academic Courses

Bilingual Programs/Support, 6 Sections of Pre-K, 2 Sections of Early Childhood

Physical Education, Health and Wellness

Allergy Conscious Classrooms and Lunchroom, Emergency Drills, Erin's Law "Safe Touch" Curriculum, Fire Safety Assemblies, New Crisis Plan, Non-Edible Birthday Treats, Physical Fitness Activities Five Days per Week for Full Day Students

Other Programs and Activities

Family Nights, Kiwanis Club, Green Hills Public Library and Bridgeview Public Library, Learning Links, Assets, Moraine Valley Community College, Parent Associations, Religious Partnerships, Stagg High School

School Awards

Feeder School into Glen Oaks, which is a Nationally Recognized Blue Ribbon School of Excellence, Silver Award Winner of the ISBE's Pre-K Circle of Excellence Program, Recognized by Autism Speaks and The Leukemia and Lymphoma Society

Career Development Courses and Programs

Career speakers, Non-Fiction, Informational Materials in Classroom Regarding Careers

Athletics

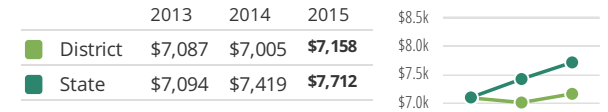
School Personnel Resources

Bilingual Administrator, Bilingual Education Teacher, Curriculum Specialist, Department Chair, English as a Second Language Teacher, General Administrator or General Supervi, Librarian/Media Specialist, Paraprofessional, Pre-Kindergarten Teacher, Reading Specialist, Reading Teacher, School Nurse, School Psychologist, School Social Worker, Special Education Teacher, Speech Language Pathologist-non teaching, Technology Specialist

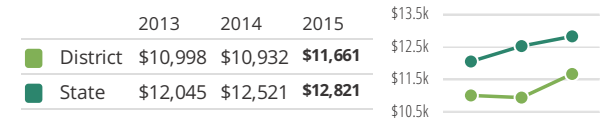
Facilities

District Finance

Instructional Spending per Pupil includes only the activities directly dealing with the teaching of students or the interaction between teachers and students.



Operational Spending per Pupil includes all costs for overall operations in this school's district, including Instructional Spending, but excluding summer school, adult education, capital expenditures, and long-term debt payments.



Educator Measures

This school has had **1 principal(s)** over the past 6 years. In the last three years, an average of **90% of teachers** return to this school each year.

FOR MORE INFORMATION

Visit IllinoisReportCard.com to see additional details about each item of information for this school. There you will find charts spanning multiple years, detailed explanations, resources, more of the school's programs and activities, and powerful tools that let you dig deeper into data.

Most of this data has been collected by ISBE from school districts through data systems. Some information, such as the School Highlights, is entered directly by principals and can be updated throughout the year.